


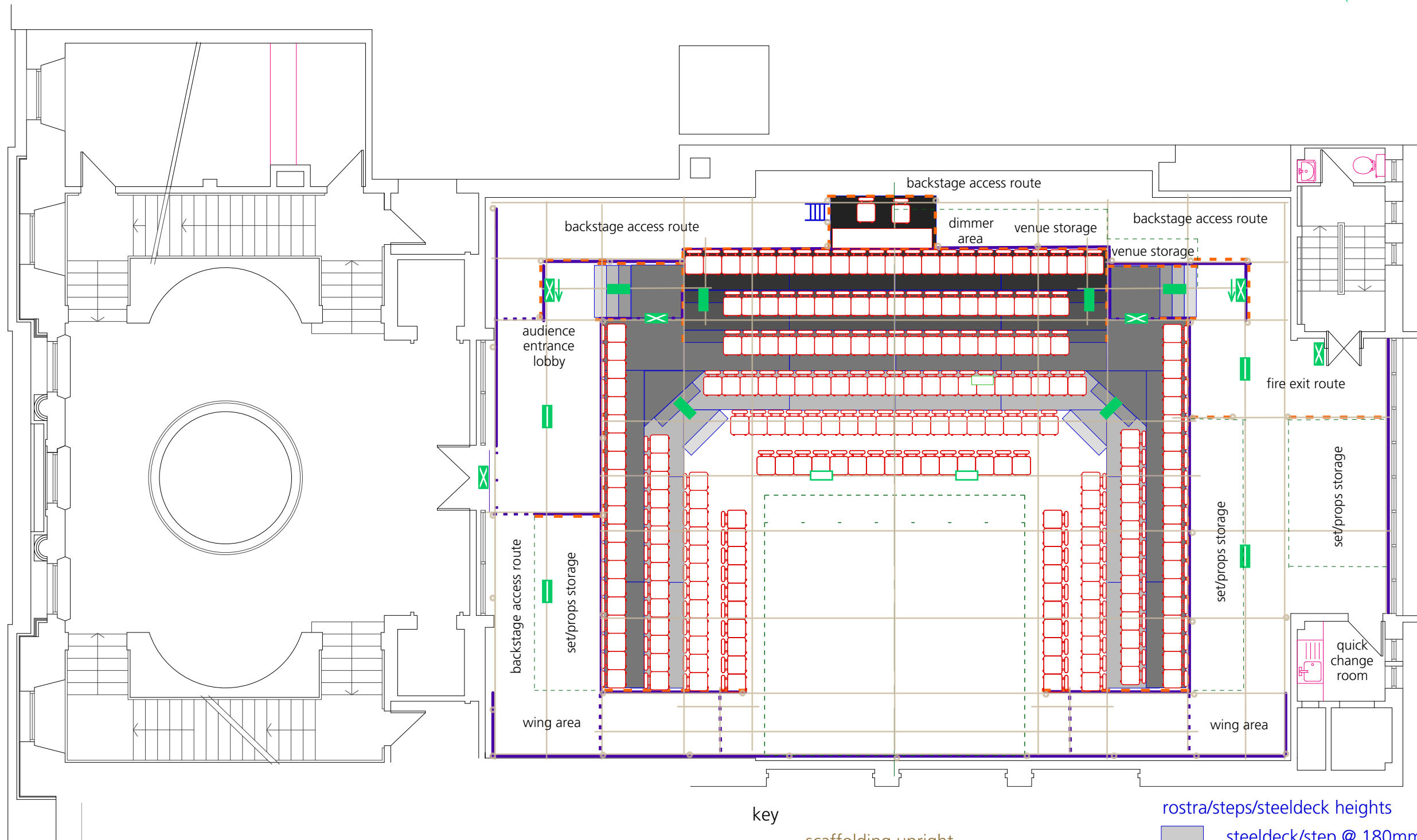








-  escape route sign (maintained)
-  bulkhead (maintained)
-  bulkhead (non-maintained)



- key
-  scaffolding upright
 -  scaffolding at grid height
 -  scaffolding waist and knee rails
 -  solid panel to 790mm
 -  black drape
 -  openable black drape on track
 -  FOH display board/partition
 -  internal poster wall/drape
 -  limit of playing area
 -  no scenic pieces downstage of this line
 -  seats

- rostra/steps/steeldeck heights
-  steeldeck/step @ 180mm
 -  steeldeck/step @ 360mm
 -  steeldeck/step @ 540mm
 -  steeldeck/step @ 720mm
 -  steeldeck/step @ 900mm
 -  steeldeck/step @ 1080mm

Stage area approx 6m D x 6m W
 Stage headroom approx 2.8m

C venues ltd accepts no liability for any inaccuracies
 This plan is provisional and subject to change

For further information please contact C venues on
 +44 (0)131 581 5520 or email production@cvenues.com

Copyright © C venues ltd – plan updated 65 July 2018