


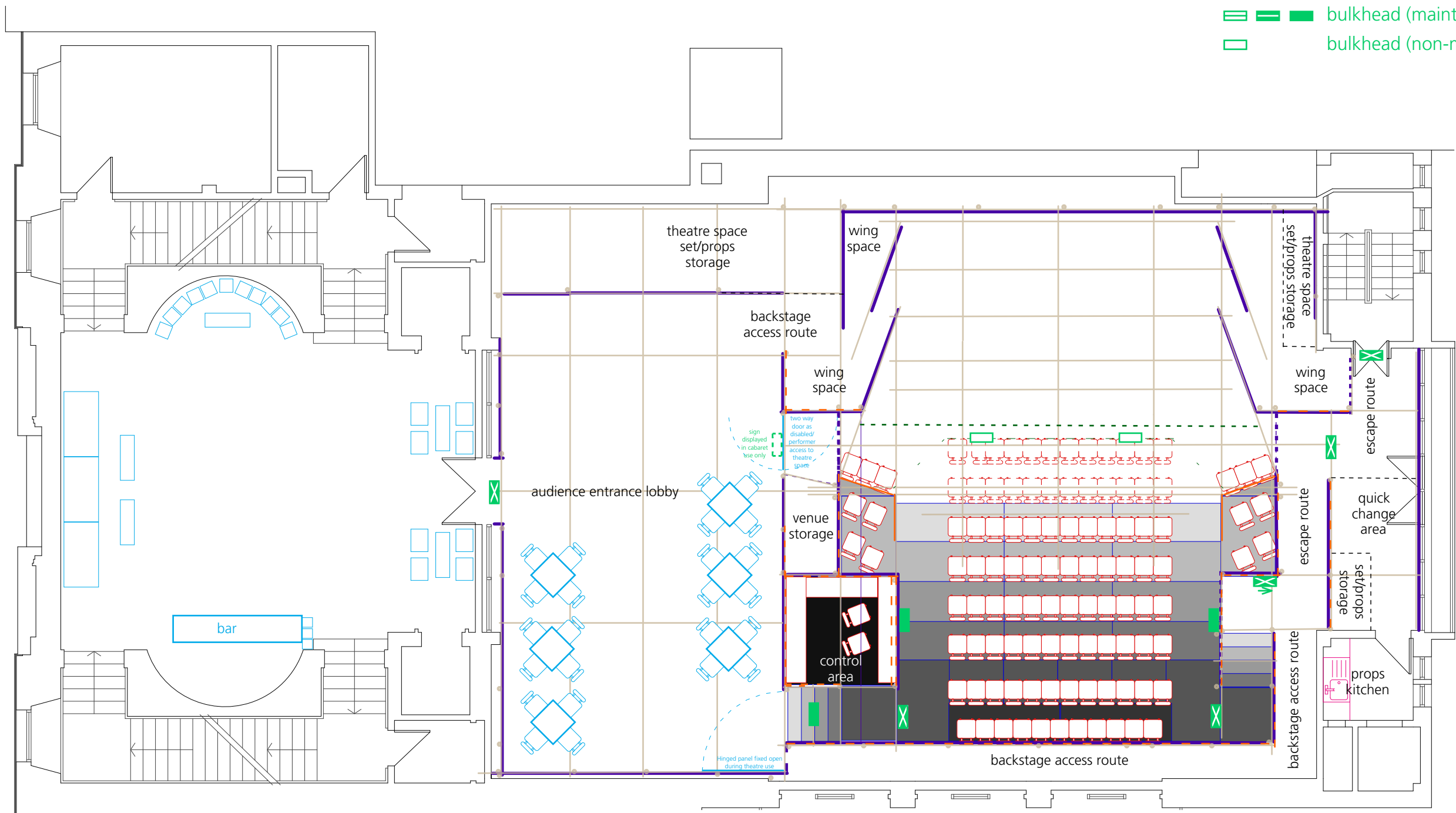




-  escape route sign (maintained)
-  bulkhead (maintained)
-  bulkhead (non-maintained)



- key**
- scaffolding upright
 - scaffolding at grid height
 - - - scaffolding waist and knee rails
 - solid panel to 790mm
 - black drape
 - openable black drape on track
 - FOH display board/partition
 - internal poster wall/drape
 - limit of playing area
 - . - . no scenic pieces downstage of this line
 -  seats (fixed)
 -  seats (can be removed by arrangement)

- rostra/steps/steeldeck heights**
-  steeldeck/step @ 180mm
 -  steeldeck/step @ 360mm
 -  steeldeck/step @ 540mm
 -  steeldeck/step @ 720mm
 -  steeldeck/step @ 900mm
 -  steeldeck/step @ 1080mm

Stage area approx 4.7m / 5.5m / 6.3m D (dependent on seating) x 7.3m W
 Stage headroom approx 2.3 to 2.6m (ceiling 3.1 to 3.4m)

C venues Ltd accepts no liability for any inaccuracies
 This plan is provisional and subject to change

For further information please contact C venues on
 +44 (0)131 581 5520 or email production@cvenues.com

Copyright © C venues Ltd – plan updated 6 July 2018