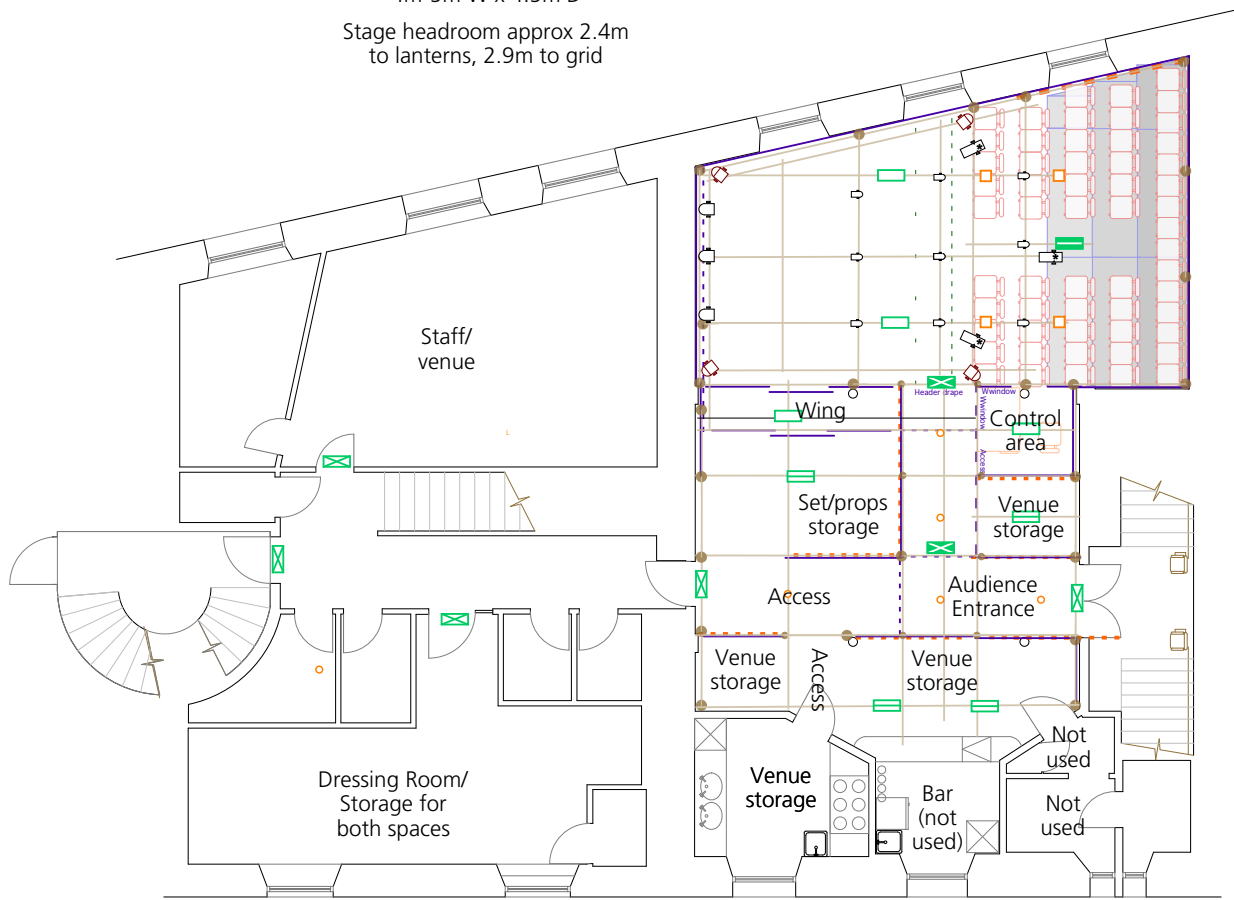








Stage area approx  
4m-5m W x 4.5m D  
Stage headroom approx 2.4m  
to lanterns, 2.9m to grid







lighting

-  LED Parcan or wash unit
-  500W/575W/Source 4 mini profile
-  300W/500W/650W Fresnel
-  Source Par WFL 375W
-  re-focusable and re-gellable lantern gel number (Lee Filters/Rosco E-Color)
-  gel number (Roscolux/Rosco Supergel)

key

-  escape route sign (maintained)
-  bulkhead (maintained)
-  bulkhead (non-maintained)
-  housetlight
-  working light (white)
-  working light (blue)
-  fittings/furniture
-  truss
-  scaffolding at grid height
-  scaffolding upright (M)
-  scaffolding upright (m)
-  scaffolding handrail and knee rail
-  wooden solid balustrade and handrail
-  black drape
-  openable black drape not on track
-  openable black drape on track
-  FOH display board/partition
-  internal poster wall/drape
-  limit of playing area
-  no scenic pieces downstage of this line
-  seats (fixed)
-  seats (can be removed by arrangement)

rostra/steps/steeldeck heights

-  +180mm
-  +360mm
-  +450mm
-  +600mm

# C aquila

## Roman Eagle Lodge

### Level +1

### Studio

C venues accepts no liability for any inaccuracies  
This plan is provisional and subject to change

For further information please contact C venues on  
+44 (0)131 581 5820 or email production@cvenues.com

Copyright © C venues – plan updated 31 July 2022

Scale  
0 1m