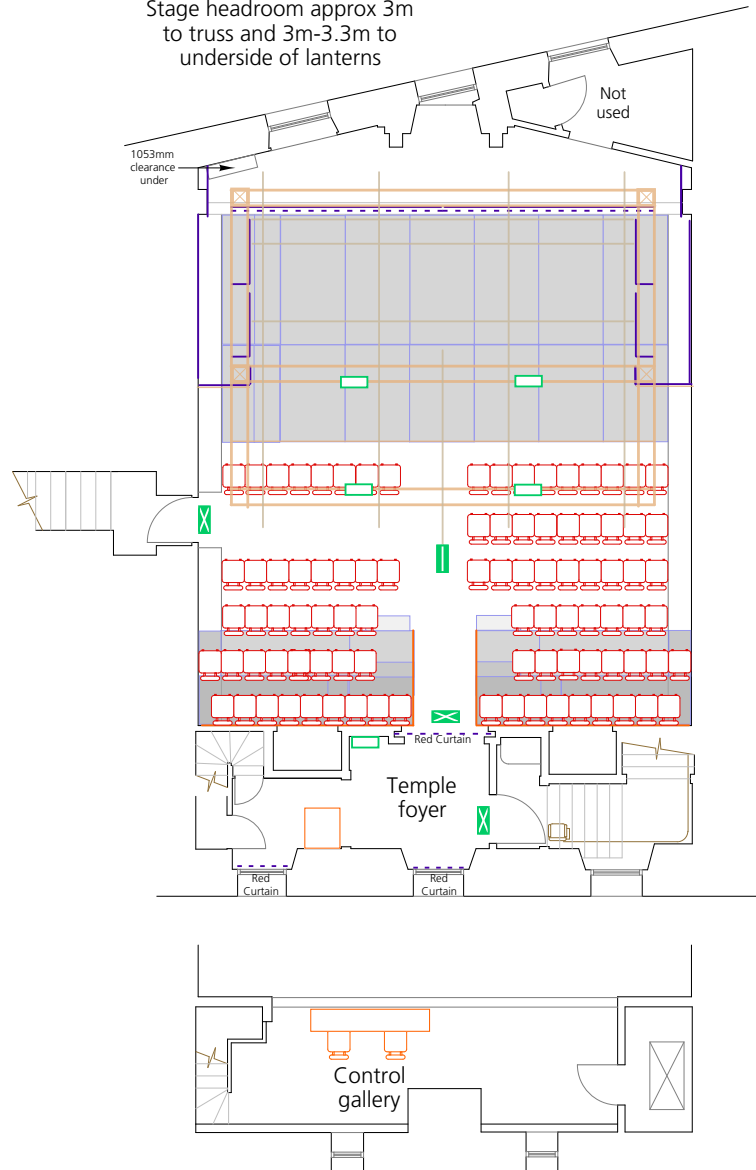








Stage area approx  
7.3m W x 4.4m D

Stage headroom approx 3m  
to truss and 3m-3.3m to  
underside of lanterns



## lighting

-  500W/575W Profile wide angle zoom
-  300W Fresnel
-  Source Par WFL 375W
-  re-focusable and re-gellable lantern
-  gel number (Lee Filters/Rosco E-Color)
-  gel number (Roscolux/Rosco Supergel)

## key

-  escape route sign (maintained)
-  bulkhead (maintained)
-  bulkhead (non-maintained)
  
-  fittings/furniture
-  truss
-  scaffolding at grid height
-  scaffolding upright (M)
-  scaffolding upright (m)
-  scaffolding handrail and knee rail
-  wooden solid balustrade and handrail
-  black drape
-  openable black drape not on track
-  openable black drape on track
  
-  FOH display board/partition
-  internal poster wall/drape
-  limit of playing area
-  no scenic pieces downstage of this line
-  seats (fixed)
-  seats (can be removed by arrangement)
  
- rostra/steps/steeldeck heights**
-  +150mm
-  +300mm
-  +450mm
-  +600mm

# C aquila

Roman Eagle Lodge  
Level +2  
Temple

C venues accepts no liability for any inaccuracies  
This plan is provisional and subject to change

For further information please contact C venues on  
+44 (0)131 581 5820 or email [production@cvenues.com](mailto:production@cvenues.com)

Copyright © C venues – plan updated 31 July 2022

Scale  
0 1m