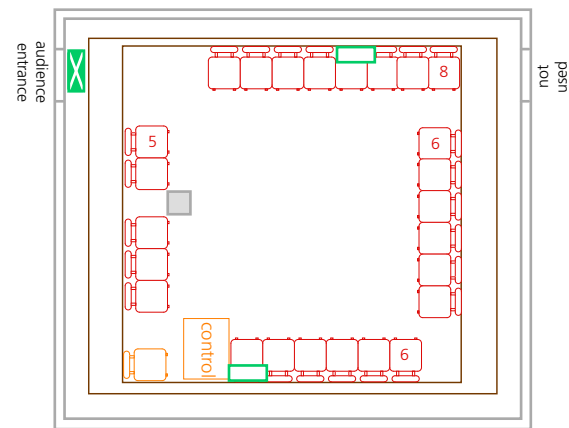
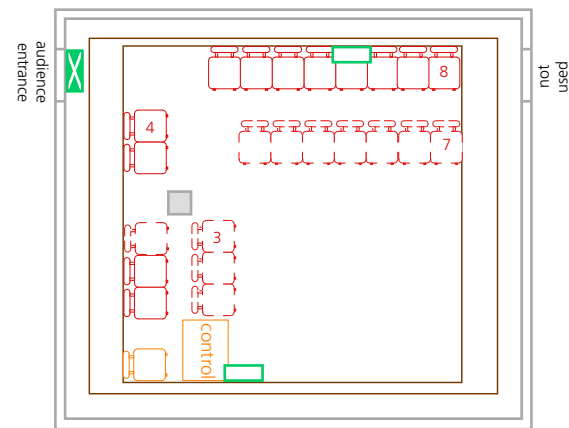


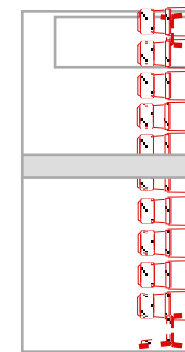
Thrust



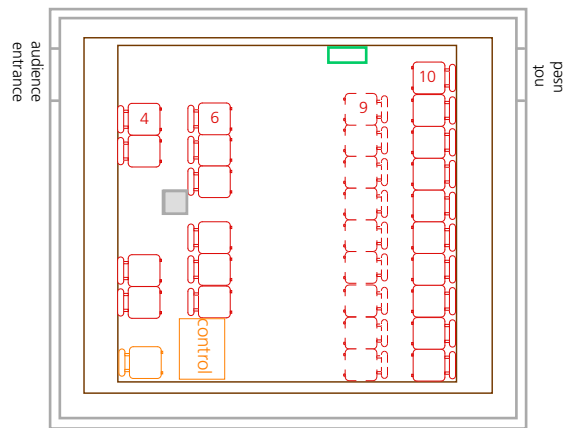
In-the-round



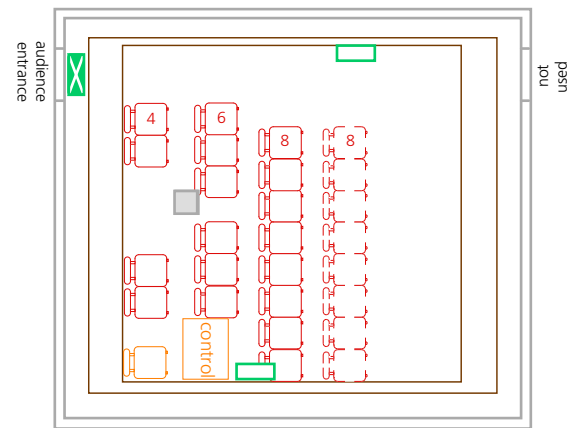
Corner



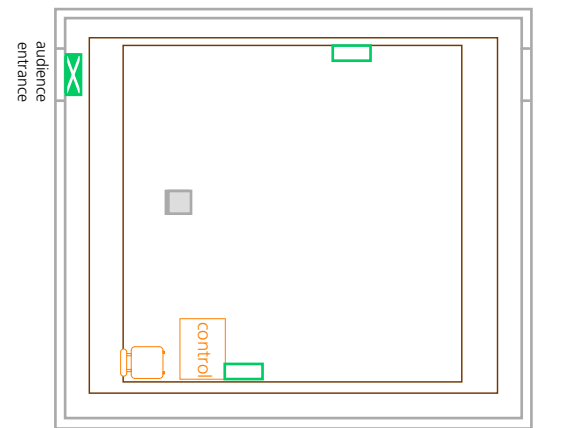
Section



Traverse



End-on



Empty Room

lighting

- Profile (MR16 12V or 300/500/575W)
- Birdie MR16 12V 36°
- LED Par or wash light RGB or RGB+
by arrangement, these channels can be made available for repatching
- 17-24
- *
- OVI

re-focusable and re-gellable lantern (no standard focus)
standard colour: open white (¶ denotes re-gellable)
all lights in this space are not marked * have a standard focus – if this focus is not suitable for the layout adopted, some refocussing may be permitted if time permits on changeovers for focus and return of focus to standard

key

- escape route sign (maintained)
- bulkhead (maintained)
- bulkhead (non-maintained)
- houselight
- wooden batten holding lights and drapes
- black drape
- openable black drape on track
- header drape over doorway
- seats (flexible)
- seats (can be removed by arrangement)

Flexible Format

Room size approx 5.2m W x 4.5m Ds
Stage headroom approx 2.0m to lanterns, 2.1m m to grid
Room height to ceiling 2.2 approx
Please note pillar (approximate position shown)

Thrust – 21 / 31 seats
End-on 18 / 26 seats
Traverse – 20 / 29 seats
Corner – 13 / 22 seats
In-the-round – 25 seats
depending on stage size
(seats may be removed by arrangement)