















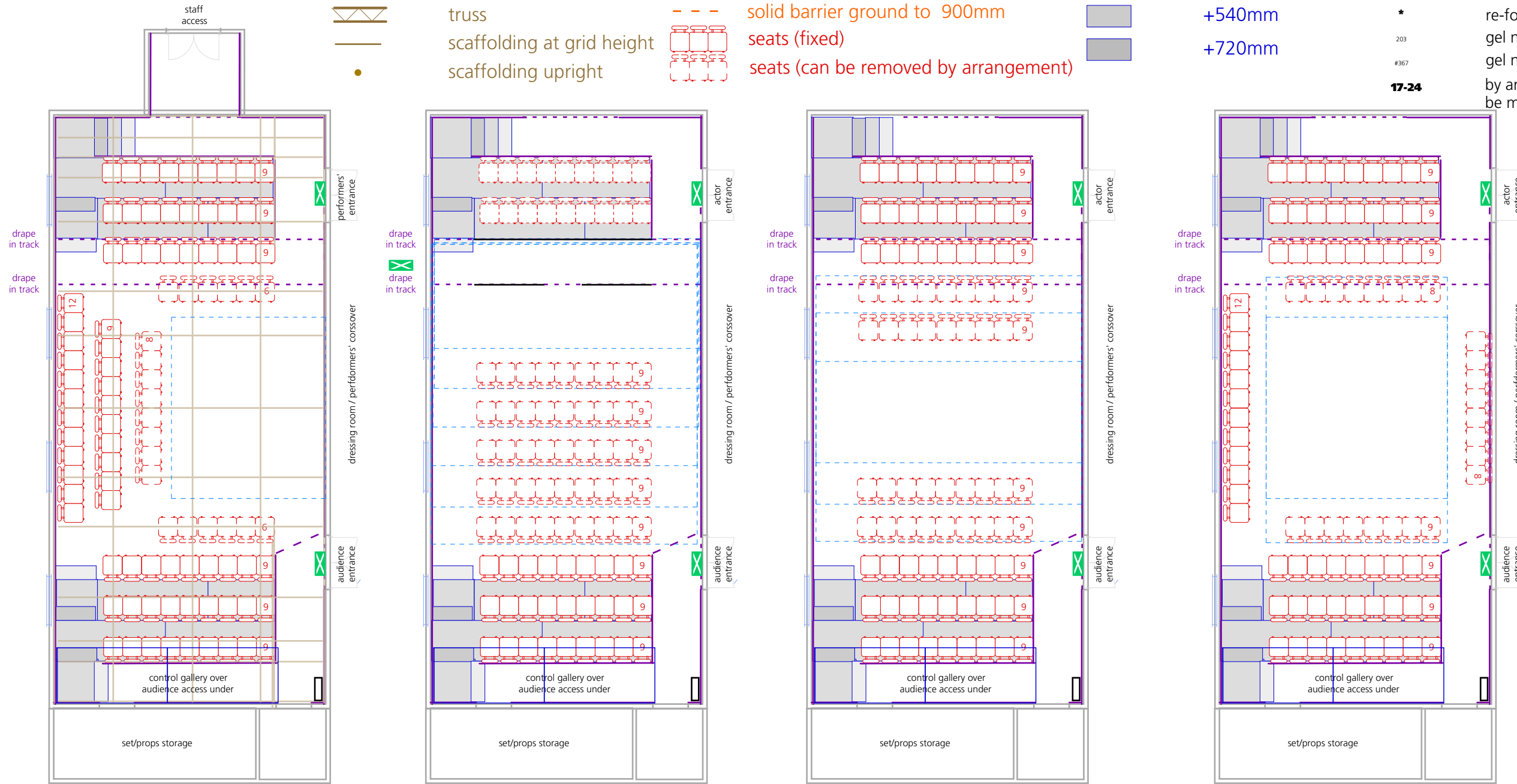
 escape route sign (maintained)
 bulkhead (maintained)
 bulkhead (non-maintained)

 houselight
 working light (white)
 working light (blue)
 truss
 scaffolding at grid height
 scaffolding upright

 black drape
 openable black drape on track
 header drape over doorway
 solid barrier ground to 900mm
 seats (fixed)
 seats (can be removed by arrangement)


rostra/steeldeck/step heights
 +180mm
 +360mm
 +540mm
 +720mm

lighting
 500W/575W Profile wide angle zoom
 300W Fresnel
 Source Par WFL 375W
 * re-focusable and re-gellable lantern
 203 gel number (Lee Filters/Rosco E-Color)
 #367 gel number (Roscolux/Rosco Supergel)
17-24 by arrangement, these channels can be made available for repatching



Thrust / Traverse / End-on / In-the-Round
 Stage sizes variable from approx 2.2m-5.8m D x 3.4m-5.8m W
 Stage headroom approx 4.8m to lanterns, 5.5m to grid
 Room height to ceiling 5.6m approx
 Grid may support aerial work by arrangement

56 / 65 / 69 / 77 seats thrust format
 36 / 45 / 54 / 63 / 72 seats end-on format
 36 / 54 / 72 seats traverse format
 56 / 72 seats in-the-round format
 depending on stage size
 (seats may be removed by arrangement)



Section

C venues Ltd accepts no liability for any inaccuracies
 This plan is provisional and subject to change

For further information please contact C venues on
 +44 (0)845 260 1030 or email production@cvenues.com

Copyright © C venues Ltd – plan updated 1 July 2018

Scale
 0 1m

C royale

Upper Theatre (Wellcome Room East level +1)