

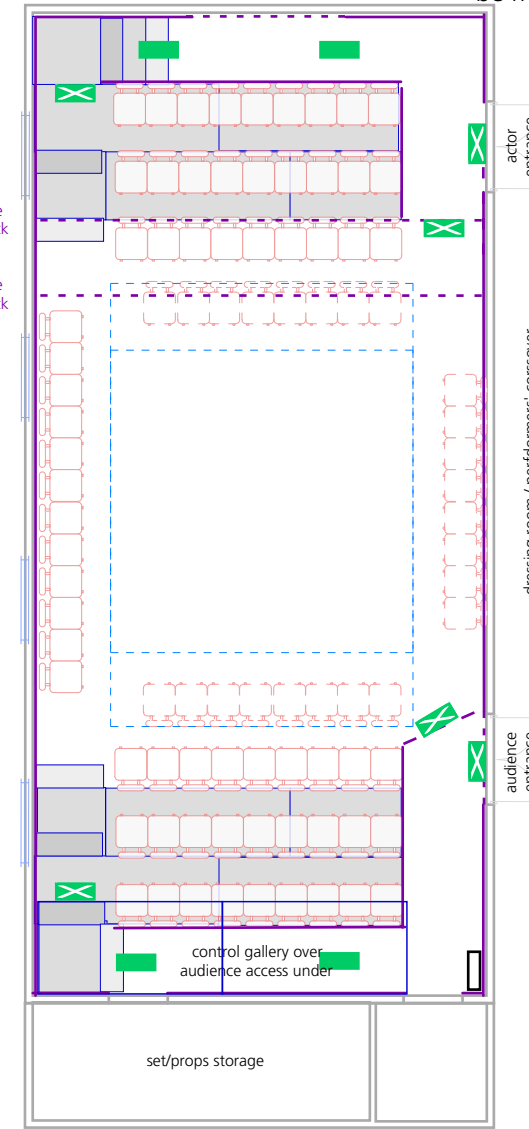
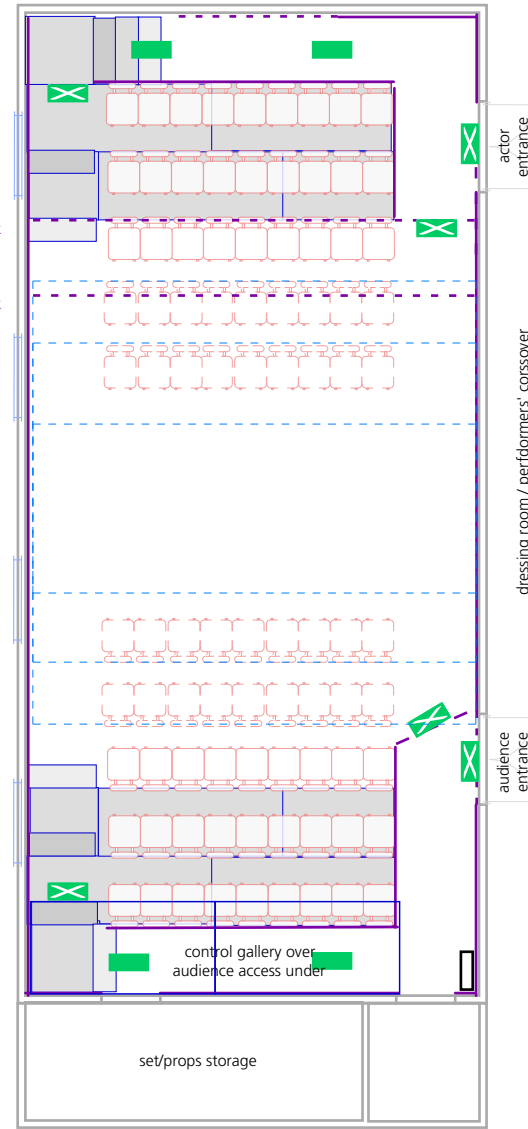

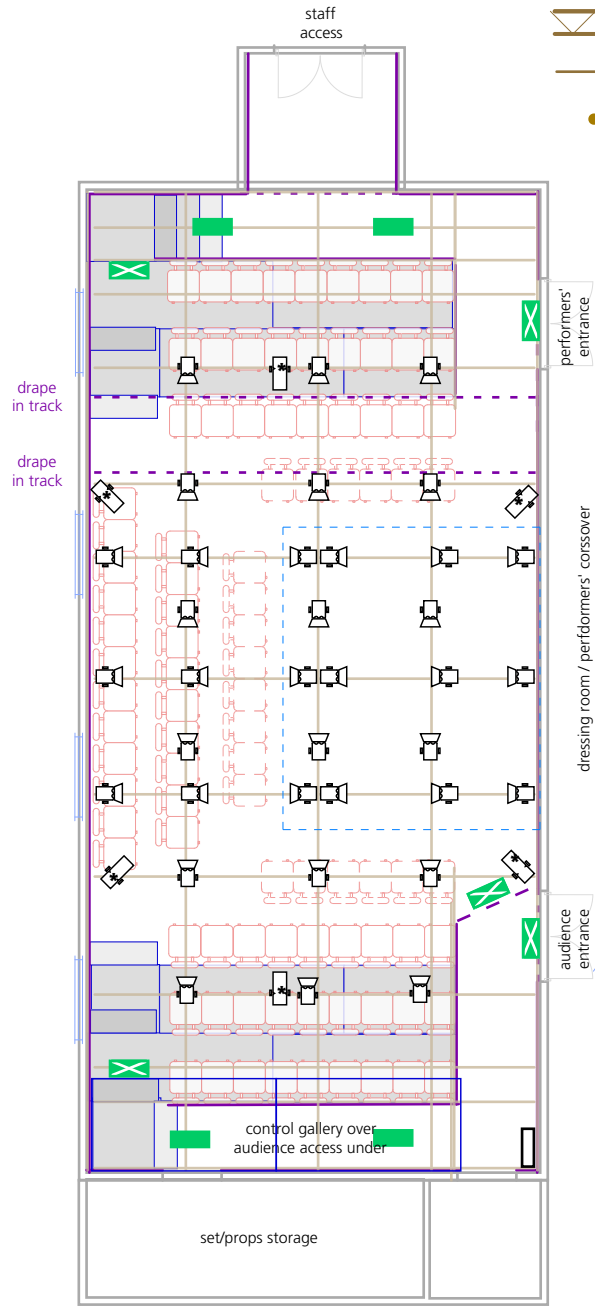
- escape route sign (maintained)
- bulkhead (maintained)
- bulkhead (non-maintained)

- houselight
- working light (white)
- working light (blue)
- truss
- scaffolding at grid height
- scaffolding upright

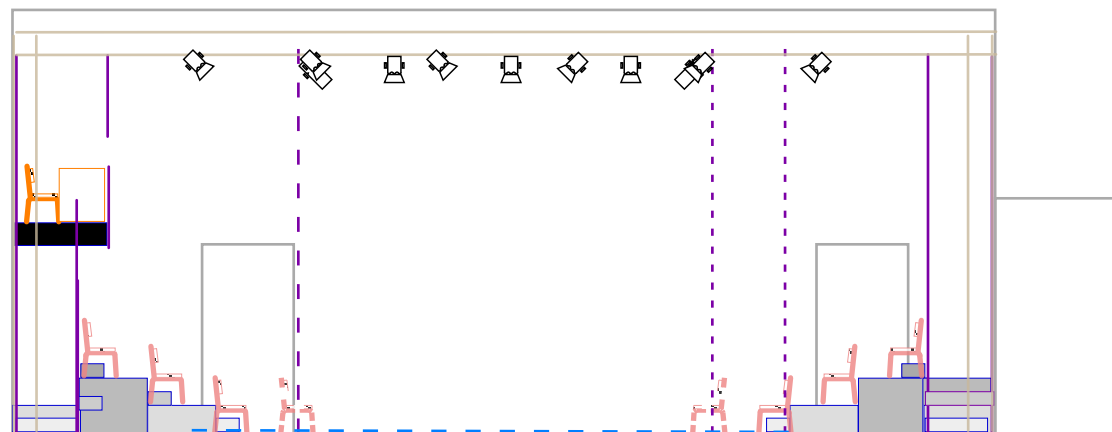
- black drape
- openable black drape on track
- header drape over doorway
- solid barrier ground to 900mm
- seats (fixed)
- seats (can be removed by arrangement)

- rostra/steeldeck/step heights
- +180mm
- +360mm
- +540mm
- +720mm

- lighting
- 500W/575W Profile wide angle zoom
- 300W Fresnel
- Source Par WFL 375W
- re-focusable and re-gellable lantern
- gel number (Lee Filters/Rosco E-Color)
- gel number (Roscolux/Rosco Supergel)
- by arrangement, these channels can be made available for repatching



Thrust / Traverse / End-on / In-the-Round
 Stage sizes variable from approx 2.2m-5.8m D x 3.4m-5.8m W
 Stage headroom approx 4.8m to lanterns, 5.5m to grid
 Room height to ceiling 5.6m approx
 Grid may support aerial work by arrangement



Section

C royale

Upper Theatre (Wellcome Room East level +1)

C venues Ltd accepts no liability for any inaccuracies
 This plan is provisional and subject to change

For further information please contact C venues on
 +44 (0)845 260 1030 or email production@cvenues.com

Copyright © C venues Ltd – plan updated 1 July 2018

Scale
 0 1m